

## CDK2 Monoclonal Antibody [2E8]

[Catalog No. A-7151-100]

### Description

Mouse monoclonal antibody raised against a partial recombinant CDK2, clone 2E8.

### Size

100 µg

### Purification

Protein A purified

### Immunogen

CDK2 (AAH03065, 211 a.a. ~ 298 a.a) partial recombinant protein with GST tag. MW of the GST tag alone is 26 KDa.

### Cross Reactivity

Human

### Isotype

IgG1 Kappa

### Formulation

In 1x PBS, pH 7.2

### Storage

Aliquot and store at -20°C or lower. Avoid repeated freezing and thawing. Multiple freeze/thaw cycles may result in decreased performance. Non-hazardous. No MSDS necessary.

### Handling Recommendations

For maximum recovery of the products, centrifuge the vial prior to opening the cap.

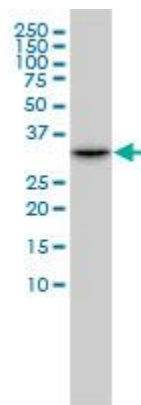
### Applications & Suggested Dilutions\*

Western Blot: 0.5-1 µg/ml

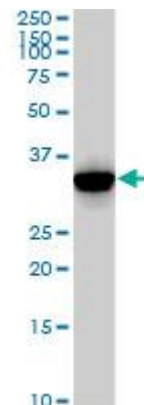
ELISA: 0.25-1 µg/ml

\*The end user is responsible for determining optimal working dilutions.

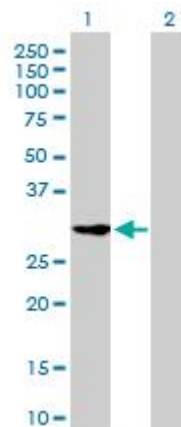
### Data



CDK2 Monoclonal Antibody, clone 2E8.  
Western Blot analysis of CDK2 expression in HL-60.



CDK2 Monoclonal Antibody, clone 2E8.  
Western Blot analysis of CDK2 expression in Jurkat.



Western Blot analysis of CDK2 expression in transfected 293T cell line by CDK2 Monoclonal Antibody, clone 2E8.

Lane 1: CDK2 transfected lysate (33.9 KDa).  
Lane 2: Non-transfected lysate.

This product is for research purposes only. Not intended for use in diagnostic procedures.